


4554 m.

**PT GRAND PRIX OF THAILAND**  
**Free Practice Nr. 1**  
**Classification**

**3**

	Rider	Nation	Team	Motorcycle	Time	Lap	Total	Gap	Top Speed
1	19 Farish HAFIY	MAL	Idemitsu ATC - MALAYSIA	HONDA	<b>1'47.782</b>	14	14		<b>213.4</b>
2	7 Kiandra RAMADHIPA	INA	Idemitsu ATC - INDONESIA	HONDA	<b>1'48.040</b>	14	14	0.258 0.258	<b>208.8</b>
3	20 Kiattisak SINGHAPONG	THA	Idemitsu ATC - THAILAND	HONDA	<b>1'48.158</b>	14	14	0.376 0.118	<b>208.4</b>
4	2 Zen MITANI	JPN	Idemitsu ATC - JAPAN	HONDA	<b>1'48.226</b>	11	14	0.444 0.068	<b>201.4</b>
5	16 Ryota OGIWARA	JPN	Idemitsu ATC - JAPAN	HONDA	<b>1'48.232</b>	13	13	0.450 0.006	<b>206.1</b>
6	9 Riichi TAKAHIRA	JPN	Idemitsu ATC - JAPAN	HONDA	<b>1'48.641</b>	13	13	0.859 0.409	<b>203.3</b>
7	22 Alfonsi DAQUIGAN	PHI	Idemitsu ATC - PHILIPPINES	HONDA	<b>1'48.852</b>	12	14	1.070 0.211	<b>207.2</b>
8	27 Pancharuch CHITWIRULC	THA	Idemitsu ATC - THAILAND	HONDA	<b>1'48.959</b>	13	14	1.177 0.107	<b>204.9</b>
9	26 Noprutpong BUNPRAWET	THA	Idemitsu ATC - THAILAND	HONDA	<b>1'49.210</b>	12	14	1.428 0.251	<b>210.9</b>
10	21 Rintaro TAKEMOTO	JPN	Idemitsu ATC - JAPAN	HONDA	<b>1'49.247</b>	13	14	1.465 0.037	<b>208.8</b>
11	14 Seiryu IKEGAMI	JPN	Idemitsu ATC - JAPAN	HONDA	<b>1'49.344</b>	14	14	1.562 0.097	<b>210.9</b>
12	6 Levi Kwan RUSSO	AUS	Idemitsu ATC - AUSTRALIA	HONDA	<b>1'49.414</b>	8	11	1.632 0.070	<b>209.7</b>
13	23 Kitsada TANACHOT	THA	Idemitsu ATC - THAILAND	HONDA	<b>1'49.426</b>	14	14	1.644 0.012	<b>212.5</b>
14	5 Tanachat PRATUMTONG	THA	Idemitsu ATC - THAILAND	HONDA	<b>1'49.542</b>	4	14	1.760 0.116	<b>206.8</b>
15	15 Archie SCHMIDT	AUS	Idemitsu ATC - AUSTRALIA	HONDA	<b>1'49.788</b>	11	14	2.006 0.246	<b>211.3</b>
16	12 Rikki HENRY	AUS	Idemitsu ATC - AUSTRALIA	HONDA	<b>1'49.892</b>	13	14	2.110 0.104	<b>209.3</b>
17	11 Sarthak CHAVAN	IND	Idemitsu ATC - INDIA	HONDA	<b>1'50.083</b>	11	13	2.301 0.191	<b>208.0</b>
18	3 Asyraff ZAQUAN	MAL	Idemitsu ATC - MALAYSIA	HONDA	<b>1'50.363</b>	13	14	2.581 0.280	<b>210.1</b>
19	8 Rakshith DAVE	IND	Idemitsu ATC - INDIA	HONDA	<b>1'50.366</b>	6	13	2.584 0.003	<b>208.4</b>
20	18 Chiranth VISHWANATH	IND	Idemitsu ATC - INDIA	HONDA	<b>1'51.362</b>	6	13	3.580 0.996	<b>204.9</b>
21	17 Farhan NAQIB	MAL	Idemitsu ATC - MALAYSIA	HONDA	<b>1'51.450</b>	10	14	3.668 0.088	<b>211.3</b>

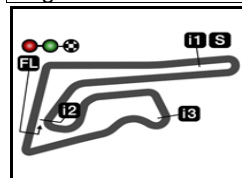
Practice condition: Dry  
 Air: 30°  
 Humidity: 61%  
 Ground: 51°

Fastest Lap: Lap: 14 Farish HAFIY 1'47.782 152.1 Km/h

The results are provisional until the end of the limit for protest and appeals.

Time limit for protest expires 60' after publication of the results - ..... Time: .....

DORNA DATA PROCESSING TIMING SERVICE DORNA DATA PROCESSING TIMING SERVICE DORNA DATA PROCESSING TIMING SERVICE DORNA DATA PROCESSING TIMING SERVICE DORNA DATA PROCESSING TIMING SERVICE DORNA DATA PROCESSING TIMING SERVICE DORNA DATA PROCESSING TIMING SERVICE DORNA DATA PROCESSING TIMING SERVICE DORNA DATA PROCCESSS



4554 m.

**PT GRAND PRIX OF THAILAND**

**Free Practice Nr. 1**

**Top Speed & Average**

4



Rider	Nation	Motorcycle	Top 5 speeds					Average	Top
19 Farish HAFIY	MAL	HONDA	213.4	210.1	208.0	206.1	205.7	208.7	213.4
23 Kitsada TANACHOT	THA	HONDA	212.5	208.8	208.4	206.8	205.7	208.0	212.5
15 Archie SCHMIDT	AUS	HONDA	211.3	210.5	209.3	208.4	208.0	209.5	211.3
17 Farhan NAQIB	MAL	HONDA	211.3	210.9	210.1	207.6	207.6	209.5	211.3
14 Seiryu IKEGAMI	JPN	HONDA	210.9	210.5	210.5	208.8	207.6	209.7	210.9
26 Noprutpong BUNPRAWET	THA	HONDA	210.9	210.5	208.0	207.6	206.5	208.7	210.9
3 Asyraff ZAQUAN	MAL	HONDA	210.1	206.1	205.3	204.9	204.1	205.5	210.1
6 Levi Kwan RUSSO	AUS	HONDA	209.7	206.5	206.1	205.7	204.9	206.6	209.7
12 Rikki HENRY	AUS	HONDA	209.3	208.4	207.6	207.2	204.9	207.5	209.3
7 Kiandra RAMADHIPA	INA	HONDA	208.8	206.5	204.1	203.0	203.0	204.7	208.8
21 Rintaro TAKEMOTO	JPN	HONDA	208.8	208.4	208.4	208.0	207.2	208.2	208.8
8 Rakshith DAVE	IND	HONDA	208.4	207.6	203.7	203.3	202.6	205.1	208.4
20 Kiattisak SINGHAPONG	THA	HONDA	208.4	207.6	206.5	205.3	204.9	206.5	208.4
11 Sarthak CHAVAN	IND	HONDA	208.0	205.3	204.9	202.6	202.6	204.7	208.0
22 Alfonsi DAQUIGAN	PHI	HONDA	207.2	206.5	205.3	203.3	203.3	204.8	207.2
5 Tanachat PRATUMTONG	THA	HONDA	206.8	204.1	203.0	203.0	200.7	203.5	206.8
16 Ryota OGIWARA	JPN	HONDA	206.1	203.0	202.2	201.4	201.4	202.8	206.1
18 Chiranth VISHWANATH	IND	HONDA	204.9	204.5	203.7	203.3	202.2	203.5	204.9
27 Pancharuch CHITWIRULCHAT	THA	HONDA	204.9	204.9	204.5	204.1	203.3	204.0	204.9
9 Riichi TAKAHIRA	JPN	HONDA	203.3	203.0	202.6	201.8	201.8	202.4	203.3
2 Zen MITANI	JPN	HONDA	201.4	200.3	200.3	199.2	198.8	199.7	201.4



**PT GRAND PRIX OF THAILAND**  
**Free Practice Nr. 1**  
**Chronological Analysis of Performances**

**5**

\* Lap / Sector time cancelled      T1 Time from finish line to 1st intermediate      T3 Time from 2nd intermed. to 3rd intermed.  
P Crossing the finish line in pit lane      T2 Time from 1st intermed. to 2nd intermed.      T4 Time from 3rd intermediate to finish line

Lap	Lap Time	T1	T2	T3	T4	Speed	Lap	Lap Time	T1	T2	T3	T4	Speed
<b>1st 19 Farish HAFIY</b> Idemitsu ATC - MALA MAL							<b>4th 2 Zen MITANI</b> Idemitsu ATC - JAPA JPN						
Runs=1 Total laps=14 Full laps=13 Valid laps=12							Runs=1 Total laps=14 Full laps=13 Valid laps=9						
1	2'18.152	20.942	34.344	26.898	27.990	208.0	1	2'10.728	21.212	32.877	25.606	26.505	193.5
2	1'49.784	25.461	32.349	25.369	26.605	210.1	2	1'48.971	25.631	32.056	25.064	26.220	197.8
3	1'49.667	25.199	32.449	25.323	26.696	206.1	3	1'48.394 *	25.325	31.812	24.923	26.334	198.8
4	1'49.878	25.626	32.233	25.232	26.787	201.4	4	1'49.016 *	25.806	31.969	24.920*	26.321	198.8
5	1'49.572	25.413	32.454	25.158	26.547	201.1	5	1'49.017	25.709	32.034	24.923	26.351	198.1
6	1'49.765	25.418	32.429	25.134	26.784	200.7	6	1'48.647	25.594	31.948	24.849	26.256	200.3
7	1'50.320	25.402	32.344	25.187	27.387	201.4	7	1'48.747 *	25.486	31.775	24.894	26.592*	201.4
8	1'54.821 *	26.01 *	36.821	25.596	26.393	182.4	8	1'49.624	25.427	31.921	25.286	26.990	198.8
9	1'48.786	25.164	32.251	24.990	26.381	205.3	9	1'48.487	25.350	31.884	24.806	26.447	198.1
10	1'48.737	25.379	32.049	25.003	26.306	203.3	10	1'50.048	26.014	32.224	25.105	26.705	196.0
11	1'48.769	25.176	32.138	25.163	26.292	204.5	11	1'48.226	25.400	31.791	24.965	26.070	200.3
12	1'49.208	25.132	32.180	25.240	26.656	205.7	12	1'48.674 *	25.267	31.754	25.213*	26.440	199.2
13	1'54.966	25.591	37.896	25.129	26.350	199.2	13	1'49.127	25.471	32.023	25.049	26.584	197.8
14	1'47.782	24.877	31.741	24.940	26.224	213.4	14	1'50.175	25.990	32.119	25.381	26.685	197.8
<b>2nd 7 Kiandra RAMADHIP</b> Idemitsu ATC - INDO INA							<b>5th 16 Ryota OGIWARA</b> Idemitsu ATC - JAPA JPN						
Runs=1 Total laps=14 Full laps=13 Valid laps=13							Runs=2 Total laps=13 Full laps=10 Valid laps=10						
1	2'14.057	20.787	34.048	26.330	26.846	199.6	1	2'15.918	20.833	33.727	26.875	26.963	206.1
2	1'50.350	25.271	32.452	25.950	26.677	203.0	2	1'49.496	25.423	32.345	25.249	26.479	202.2
3	1'49.582	25.224	32.365	25.467	26.526	203.0	3	1'49.556	25.652	32.189	25.165	26.550	201.4
4	1'49.788	25.418	32.424	25.407	26.539	200.3	4	1'48.939	25.261	32.045	25.066	26.567	203.0
5	1'49.791	25.439	32.413	25.312	26.627	200.7	5	2'06.878 P	25.358	32.512	25.313	43.695	201.4
6	1'50.221	25.701	32.465	25.430	26.625	200.3	6	2'57.401	20.953	32.517	25.039	26.676	201.1
7	1'49.415	25.336	32.280	25.173	26.626	202.6	7	1'48.544	25.214	31.910	25.004	26.416	201.1
8	2'04.154	26.580	34.346	36.575	26.653	196.7	8	1'48.673	25.324	32.024	24.950	26.375	198.8
9	1'49.309	25.200	32.181	25.318	26.610	201.8	9	1'48.591	25.448	31.968	24.827	26.348	200.0
10	1'49.195	25.245	32.254	25.194	26.502	203.0	10	1'48.484	25.330	31.940	24.906	26.308	201.1
11	1'49.012	25.263	31.817	25.358	26.574	204.1	11	1'48.536	25.383	31.926	24.945	26.282	199.6
12	1'48.570	25.173	31.911	25.029	26.457	202.6	12	1'48.358	25.425	31.835	24.777	26.321	198.5
13	1'48.789	25.076	32.031	25.126	26.556	206.5	13	1'48.232	25.413	31.802	24.752	26.265	199.6
14	1'48.040	24.793	31.931	24.891	26.425	208.8							
<b>3rd 20 Kiattisak SINGHAP</b> Idemitsu ATC - THAIL THA							<b>6th 9 Riichi TAKAHIRA</b> Idemitsu ATC - JAPA JPN						
Runs=1 Total laps=14 Full laps=13 Valid laps=12							Runs=2 Total laps=13 Full laps=10 Valid laps=9						
1	2'14.242	20.885	33.587	25.706	26.914	202.2	1	2'35.102	24.089	34.662	26.507	27.853	188.8
2	1'49.477	25.128	32.449	25.192	26.708	203.7	2	1'52.276	25.662	33.742	25.547	27.325	201.8
3	2'03.891	25.495	33.423	38.088	26.885	199.2	3	1'50.054	25.438	32.707	25.227	26.682	201.8
4	1'50.688 *	25.83 *	32.797	25.321	26.738	204.1	4	1'49.952	25.565	32.576	25.016	26.795	200.0
5	1'49.075	25.102	32.516	24.796	26.661	208.4	5	1'49.606	25.424	32.710	24.861	26.611	201.1
6	1'49.446	25.430	32.538	25.034	26.444	203.0	6	2'04.965 P	25.382	32.239	26.734	40.610	203.0
7	1'48.845	25.293	32.357	24.786	26.409	205.3							
8	1'48.860	25.204	32.154	25.049	26.453	201.8							
9	1'48.959	25.332	32.125	25.034	26.468	201.8							
10	1'49.734	25.087	32.344	24.926	27.377	206.5							

**Fastest Lap:** Farish HAFIY Idemitsu ATC - MALA MAL **1'47.782** 24.877 31.741 24.940 26.224

DORNA DATA PROCESSING TIMING SERVICE DORNA DATA PROCESSING TIMING SERVICE DORNA DATA PROCESSING TIMING SERVICE DORNA DATA PROCESSING TIMING SERVICE DORNA DATA PROCESSING TIMING SERVICE DORNA DATA PROCESSING TIMING SERVICE DORNA DATA PROCESSING TIMING SERVICE DORNA DATA PROCCESSS



# Free Practice Nr. 1

ATC

Lap	Lap Time	T1	T2	T3	T4	Speed	Lap	Lap Time	T1	T2	T3	T4	Speed
7	3'24.602	21.372	31.870	26.222	27.325	201.4	13	1'50.200 *	25.325	32.201	25.631*	27.043	205.7
8	<b>1'49.505</b>	25.234	32.137	25.285	26.849	201.8	14	<b>1'49.363</b>	25.329	32.017	25.264	26.753	210.9
9	1'49.458 *	25.419	32.154	25.137	26.748*	203.3	<b>10th 21 Rintaro TAKEMOTO</b> Idemitsu ATC - JAPA JPN						
10	<b>1'49.418</b>	25.379	32.159	25.100	26.780	201.1	Runs=1 Total laps=14 Full laps=13 Valid laps=12						
11	<b>1'48.756</b>	25.308	32.095	24.872	26.481	201.1	1	2'18.554	21.094	34.975	26.922	27.755	200.0
12	<b>1'48.795</b>	25.296	32.151	24.866	26.482	201.1	2	<b>1'51.523</b>	25.453	32.996	25.845	27.229	208.0
13	1'48.641	25.288	32.034	24.868	26.451	202.6	3	<b>1'50.887</b>	25.338	32.679	25.748	27.122	208.4
<b>7th 22 Alfonsi DAQUIGAN</b> Idemitsu ATC - PHILI PHI							4	<b>1'49.578</b>	25.246	32.370	25.228	26.734	208.4
Runs=1 Total laps=14 Full laps=13 Valid laps=12							5	<b>1'50.723</b>	25.751	32.657	25.596	26.719	201.1
1	2'16.913	21.270	34.602	26.936	27.322	205.3	6	<b>1'49.588</b>	25.186	32.307	25.442	26.653	208.8
2	<b>1'50.667</b>	25.576	32.418	25.948	26.725	202.2	7	1'50.393 *	25.588	32.751	25.224	26.830	200.7
3	<b>1'50.211</b>	25.265	32.734	25.627	26.585	203.3	8	<b>1'49.765</b>	25.408	32.558	25.138	26.661	203.0
4	<b>1'49.583</b>	25.428	32.439	25.363	26.353	201.1	9	<b>1'51.728</b>	25.662	33.108	25.633	27.325	198.5
5	<b>1'50.395</b>	25.755	32.567	25.291	26.782	203.3	10	<b>1'49.758</b>	25.289	32.212	25.447	26.810	207.2
6	<b>1'48.952</b>	25.210	32.054	25.222	26.466	207.2	11	<b>1'49.545</b>	25.436	32.367	25.116	26.626	205.3
7	<b>1'51.625</b>	25.512	33.438	25.963	26.712	203.0	12	<b>1'49.466</b>	25.148	32.486	25.179	26.653	206.8
8	<b>1'49.451</b>	25.430	32.336	25.224	26.461	203.0	13	1'49.247	25.326	32.254	24.997	26.670	205.3
9	<b>1'49.340</b>	25.144	32.280	25.283	26.633	206.5	14	<b>1'49.363</b>	25.515	32.267	24.880	26.701	201.4
10	1'52.278 *	27.98*	32.601	25.242	26.452	196.7	<b>11th 14 Seiryu IKEGAMI</b> Idemitsu ATC - JAPA JPN						
11	<b>1'49.090</b>	25.288	32.361	25.152	26.289	203.0	Runs=1 Total laps=14 Full laps=13 Valid laps=11						
12	1'48.852	25.224	32.222	25.014	26.392	203.3	1	2'18.038	21.473	34.767	28.184	28.325	197.4
13	<b>1'51.699</b>	25.598	32.416	26.925	26.760	199.2	2	<b>1'51.796</b>	25.533	32.753	26.340	27.170	210.5
14	<b>1'48.880</b>	25.441	32.217	24.898	26.324	200.7	3	<b>1'50.929</b>	25.468	32.339	26.104	27.018	205.7
<b>8th 27 Pancharuch CHITWI</b> Idemitsu ATC - THAIL THA							4	<b>1'50.476</b>	25.432	32.598	25.633	26.813	206.1
Runs=1 Total laps=14 Full laps=13 Valid laps=10							5	<b>1'49.865</b>	25.249	32.310	25.637	26.669	210.5
1	2'34.558	22.747	34.884	26.706	27.423	196.7	6	1'50.295 *	25.303	32.219*	25.764	27.009	208.8
2	<b>1'52.182</b>	25.759	33.140	26.444	26.839	199.6	7	<b>1'50.447</b>	25.049	32.935	25.720	26.743	210.9
3	<b>1'51.985</b>	25.831	33.168	26.274	26.712	200.0	8	<b>1'49.999</b>	25.250	32.777	25.517	26.455	204.9
4	<b>1'50.537</b>	25.629	32.676	25.662	26.570	201.8	9	<b>1'50.535</b>	25.377	32.331	25.621	27.206	201.1
5	<b>1'50.049</b>	25.477	32.612	25.480	26.480	202.2	10	1'49.857 *	25.472	32.239	25.483*	26.663	205.7
6	1'50.377 *	25.422	32.701*	25.549	26.705	204.9	11	<b>1'49.616</b>	25.228	31.922	25.701	26.765	206.8
7	<b>1'50.024</b>	25.422	32.487	25.508	26.607	204.5	12	<b>1'50.030</b>	25.054	32.644	25.629	26.703	205.7
8	<b>1'49.265</b>	25.179	32.345	25.403	26.338	201.8	13	<b>1'49.910</b>	25.068	32.380	25.570	26.892	207.6
9	<b>1'49.409</b>	25.222	31.944	25.503	26.740	204.1	14	1'49.344	25.234	32.225	25.276	26.609	206.8
10	<b>1'49.122</b>	25.179	32.022	25.493	26.428	203.3	<b>12th 6 Levi Kwan RUSSO</b> Idemitsu ATC - AUST AUS						
11	1'49.549 *	25.058	32.314	25.396	26.781	204.9	Runs=2 Total laps=11 Full laps=8 Valid laps=9						
12	<b>1'49.547</b>	25.382	32.047	25.508	26.610	203.3	1	2'17.406	21.780	34.858	27.784	27.842	200.7
13	1'48.959	25.246	32.041	25.293	26.379	201.8	2	<b>1'51.016</b>	25.627	32.525	26.133	26.731	209.7
14	1'49.417 *	25.313	32.162	25.373	26.569*	203.3	3	<b>1'50.460</b>	25.366	32.867	25.542	26.685	204.9
<b>9th 26 Noprutpong BUNPR</b> Idemitsu ATC - THAIL THA							4	<b>1'50.456</b>	25.559	32.533	25.730	26.634	205.7
Runs=1 Total laps=14 Full laps=13 Valid laps=8							5	<b>1'50.747</b>	25.570	32.792	25.669	26.716	203.7
1	2'18.694	20.574	34.259	26.718	27.537	203.7	6	<b>1'50.585</b>	25.565	32.844	25.589	26.587	203.7
2	1'51.608 *	25.305	32.842	25.929	27.532*	206.5	7	<b>1'51.474</b>	25.761	33.180	25.633	26.900	203.0
3	<b>1'50.794</b>	25.555	32.380	25.907	26.952	205.7	8	1'49.414	25.244	32.351	25.534	26.285	206.1
4	<b>1'50.280</b>	25.174	32.668	25.678	26.760	207.6	9	<b>2'54.406</b>	25.101	32.682	25.555	1'31.068	206.5
5	1'50.194 *	25.139	32.776	25.414*	26.865	210.5	10	5'41.707 *	21.23*	33.538	25.949	26.895	194.9
6	1'49.623 *	25.235	32.436*	25.308	26.644*	208.0	11	<b>1'50.721</b>	25.779	32.829	25.374	26.739	199.6
7	<b>1'49.862</b>	25.228	32.635	25.252	26.747	203.0	<b>13th 23 Kitsada TANACHOT</b> Idemitsu ATC - THAIL THA						
8	<b>1'50.250</b>	25.534	32.756	25.294	26.666	199.6	Runs=1 Total laps=14 Full laps=13 Valid laps=11						
9	<b>1'49.837</b>	25.323	32.467	25.531	26.516	201.1	1	2'17.695	21.669	34.648	26.571	27.713	204.5
10	<b>1'49.299</b>	25.378	32.140	24.972	26.809	204.1	2	<b>1'50.587</b>	25.417	32.599	25.826	26.745	212.5
11	1'52.393 *	25.585	34.532*	25.585*	26.691	198.8	3	<b>1'49.855</b>	25.535	32.484	25.174	26.662	208.4
12	1'49.210	25.371	32.267	25.029	26.543	202.6							

**Fastest Lap:** Farish HAFIY Idemitsu ATC - MALA MAL **1'47.782** 24.877 31.741 24.940 26.224

DORNA DATA PROCESSING TIMING SERVICE DORNA DATA PROCESSING TIMING SERVICE DORNA DATA PROCESSING TIMING SERVICE DORNA DATA PROCESSING TIMING SERVICE DORNA DATA PROCESSING TIMING SERVICE DORNA DATA PROCESSING TIMING SERVICE DORNA DATA PROCESSING TIMING SERVICE DORNA DATA PROCCESSS



# Free Practice Nr. 1

ATC

Lap	Lap Time	T1	T2	T3	T4	Speed	Lap	Lap Time	T1	T2	T3	T4	Speed
4	1'49.889	25.415	32.668	25.170	26.636	203.3	9	1'51.006	25.385	32.758	25.957	26.906	204.9
5	1'49.596	25.335	32.512	25.119	26.630	205.7	10	1'50.812	25.401	32.688	25.963	26.760	201.1
6	1'50.074	25.592	32.603	25.203	26.676	206.8	11	1'49.993	25.264	32.476	25.666	26.587	204.1
7	1'49.821	25.368	32.444	24.978	27.031	205.7	12	1'50.225	25.362	32.434	25.703	26.726	202.6
8	1'49.499	25.441	32.431	25.006	26.621	200.7	13	1'49.892	25.108	32.357	25.572	26.855	207.2
9	1'50.322	25.486	32.941	25.287	26.608	202.2	14	1'50.746 *	25.834	32.484	25.599	26.829*	200.7
10	1'53.802	26.868	35.178	25.057	26.699	172.8	<b>17th 11 Sarthak CHAVAN</b> Idemitsu ATC - INDIA IND						
11	1'49.688 *	25.381	32.527	25.167*	26.613	203.7	Runs=2 Total laps=13 Full laps=10 Valid laps=8						
12	1'50.166 *	25.662	32.638	24.888*	26.978	198.5	1	2'18.996	21.873	34.652	27.121	27.653	202.6
13	1'51.096	25.839	32.855	25.404	26.998	199.6	2	1'51.513	25.501	32.667	25.992	27.353	208.0
14	1'49.426	25.157	32.238	25.182	26.849	208.8	3	1'51.010	25.597	32.707	25.810	26.896	205.3
<b>14th 5 Tanachat PRATUMT</b> Idemitsu ATC - THAIL THA							4	1'50.349 *	25.503	32.537	25.529	26.780*	204.9
Runs=1 Total laps=14 Full laps=13 Valid laps=12							5	1'50.439	25.631	32.707	25.485	26.616	201.1
1	2'17.205	21.377	34.991	27.121	27.465	203.0	6	2'05.239 P	25.601	32.689	27.881	39.068	202.6
2	1'50.065	25.351	32.657	25.322	26.735	206.8	7	3'19.542	27.096	36.153	25.829	26.880	191.8
3	1'50.955	25.503	33.130	25.532	26.790	199.6	8	1'50.654	25.668	32.953	25.432	26.601	201.1
4	1'49.542	25.343	32.439	25.209	26.551	203.0	9	1'50.695	25.917	32.924	25.277	26.577	194.9
5	1'49.638	25.139	32.638	25.219	26.642	200.3	10	1'53.807 *	25.496	32.359*	28.505*	27.447	201.4
6	1'49.619	25.302	32.560	25.243	26.514	204.1	11	1'50.083	25.401	32.487	25.525	26.670	202.2
7	1'49.807	25.195	32.769	25.055	26.788	200.7	12	1'50.759	25.667	32.752	25.589	26.751	199.6
8	1'49.684	25.495	32.525	25.122	26.542	197.8	13	1'51.649	25.561	32.722	26.023	27.343	201.1
9	1'51.813	25.856	33.928	25.411	26.618	192.1	<b>18th 3 Asyraff ZAQUAN</b> Idemitsu ATC - MALA MAL						
10	1'49.768 *	25.272	32.722*	25.128	26.646	199.6	Runs=1 Total laps=14 Full laps=13 Valid laps=13						
11	1'49.547	25.599	32.352	25.134	26.462	197.8	1	2'18.740	22.271	35.353	27.556	28.612	198.1
12	1'50.122	25.565	33.075	24.974	26.508	196.0	2	1'52.543	25.491	33.362	26.334	27.356	210.1
13	1'49.564	25.198	32.572	25.248	26.546	200.3	3	1'52.548	25.548	33.395	26.266	27.339	205.3
14	1'49.619	25.536	32.446	25.081	26.556	197.0	4	1'53.760	25.571	33.921	26.437	27.831	204.1
<b>15th 15 Archie SCHMIDT</b> Idemitsu ATC - AUST AUS							5	1'52.036	25.388	33.407	26.071	27.170	206.1
Runs=1 Total laps=14 Full laps=13 Valid laps=12							6	1'52.233	25.446	33.094	26.329	27.364	203.7
1	2'20.310	21.658	35.769	27.920	28.176	195.6	7	1'52.623	25.506	33.259	26.227	27.631	204.1
2	1'53.555	25.490	33.519	26.842	27.704	209.3	8	1'51.789	25.446	32.780	26.498	27.065	203.0
3	1'53.555	25.399	33.549	26.867	27.740	208.0	9	1'50.510	25.497	32.542	25.539	26.932	201.4
4	1'52.104	25.614	33.000	26.170	27.320	204.9	10	1'50.556	25.528	32.666	25.569	26.793	204.9
5	1'51.406	25.189	32.624	26.279	27.314	208.4	11	1'50.809	25.220	32.848	25.749	26.992	204.1
6	1'51.428	25.110	32.659	26.202	27.457	211.3	12	1'50.802	25.334	32.757	25.795	26.916	203.3
7	1'51.897	25.093	33.033	26.123	27.648	210.5	13	1'50.363	25.357	32.641	25.508	26.857	203.7
8	1'51.025	25.356	32.528	26.059	27.082	203.0	14	1'50.832	25.689	32.668	25.607	26.868	199.2
9	1'50.689	25.452	32.296	25.752	27.189	202.2	<b>19th 8 Rakshith DAVE</b> Idemitsu ATC - INDIA IND						
10	1'50.625	25.446	32.211	26.046	26.922	204.9	Runs=2 Total laps=13 Full laps=10 Valid laps=6						
11	1'49.788	25.151	31.941	25.975	26.721	206.5	1	2'17.213	21.324	34.756	27.392	27.960	202.2
12	1'51.311 *	25.295	32.201	25.943	27.872*	204.1	2	1'51.872	25.804	32.872	26.166	27.030	203.7
13	1'49.845	25.383	32.057	25.670	26.735	205.7	3	1'52.173	25.778	33.002	26.170	27.223	201.4
14	1'49.855	25.213	31.878	25.732	27.032	206.5	4	1'50.709	25.312	32.660	25.656	27.081	208.4
<b>16th 12 Rikki HENRY</b> Idemitsu ATC - AUST AUS							5	1'50.753	25.517	32.872	25.552	26.812	202.6
Runs=1 Total laps=14 Full laps=13 Valid laps=11							6	1'50.366	25.293	32.713	25.517	26.843	207.6
1	2'19.124	22.043	35.044	27.364	28.424	203.0	7	1'50.450 *	25.472	32.643	25.439	26.896*	203.3
2	1'53.009 *	25.701	32.935	26.839	27.534*	207.6	8	1'56.278 *	25.498	32.425	31.008	27.347*	199.6
3	1'52.293	25.517	33.291	26.359	27.126	203.7	9	2'18.548 P	25.676	32.805	26.969	53.098	196.3
4	1'53.051	25.154	33.412	26.676	27.809	208.4	10	3'08.274 *	21.838	32.829	26.786*	27.196*	199.6
5	1'52.518	25.502	33.543	26.389	27.084	200.3	11	1'50.848 *	25.74*	32.750	25.480	26.878	196.3
6	1'53.011	25.429	33.761	26.664	27.157	204.1	12	1'51.048 *	25.607	32.693	25.702	27.046*	198.8
7	1'52.178	25.102	32.858	27.106	27.112	209.3	13	1'54.575	25.655	32.807	27.543	28.570	198.1
8	1'52.036	26.083	32.964	26.270	26.719	198.5							

**Fastest Lap:** Farish HAFIY Idemitsu ATC - MALA MAL 1'47.782 24.877 31.741 24.940 26.224

DORNA DATA PROCESSING TIMING SERVICE DORNA DATA PROCESSING TIMING SERVICE DORNA DATA PROCESSING TIMING SERVICE DORNA DATA PROCESSING TIMING SERVICE DORNA DATA PROCESSING TIMING SERVICE DORNA DATA PROCESSING TIMING SERVICE DORNA DATA PROCESSING TIMING SERVICE DORNA DATA PROCESSING TIMING SERVICE DORNA DATA PROCESSING TIMING SERVICE DORNA DATA PROCCESSS





# Free Practice Nr. 1

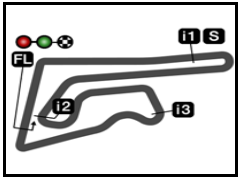
ATC

Lap	Lap Time	T1	T2	T3	T4	Speed	Lap	Lap Time	T1	T2	T3	T4	Speed
<b>20th</b>	<b>18</b>	<b>Chiranth VISHWAN</b> Idemitsu ATC - INDIA IND				Runs=3	Total laps=13	Full laps=8	Valid laps=6				
1	2'19.651	22.239	34.325	26.950	27.866	202.2	2	<b>1'52.301</b>	25.737	32.646	26.519	27.399	203.7
3	<b>1'52.857</b>	25.982	33.102	26.378	27.395	203.3	4	<b>1'53.080</b>	25.741	33.269	26.166	27.904	200.0
5	<b>1'52.446</b>	25.842	32.969	26.365	27.270	202.2	6	<b>1'51.362</b>	<b>25.380</b>	32.661	25.768	27.553	<b>204.9</b>
7	<b>1'52.575</b>	25.959	33.014	26.015	27.587	204.5	8	1'52.657 *	26.095	33.003	26.342	27.217*	201.4
9	2'10.449 P	25.771	32.824	28.930	42.924	199.2	10	2'32.270	25.268	34.301	25.834	<b>27.197</b>	175.8
11	1'52.207 *	25.856	32.850	25.963	27.538*	196.7	12	2'07.717 P	27.219	33.792	25.696	41.010	180.9
13	2'17.529	21.854	<b>32.508</b>	<b>25.380</b>	27.219	194.5							

<b>21st</b>	<b>17</b>	<b>Farhan NAQIB</b> Idemitsu ATC - MALA MAL				Runs=1	Total laps=14	Full laps=13	Valid laps=13				
1	2'19.251	21.208	35.378	27.313	27.659	203.3	2	<b>1'53.081</b>	25.686	32.991	26.902	27.502	<b>211.3</b>
3	<b>1'52.575</b>	25.419	33.657	26.195	27.304	204.5	4	<b>1'53.030</b>	25.546	33.237	26.357	27.890	204.1
5	<b>1'52.133</b>	25.106	33.297	26.360	27.370	210.9	6	<b>1'52.440</b>	25.361	32.876	26.740	27.463	210.1
7	<b>1'52.039</b>	<b>25.095</b>	33.211	26.518	27.215	207.6	8	<b>1'51.560</b>	25.666	<b>32.585</b>	26.222	27.087	204.9
9	<b>1'52.719</b>	25.709	32.613	26.343	28.054	197.0	10	<b>1'51.450</b>	25.313	32.819	26.272	<b>27.046</b>	207.6
11	<b>1'52.176</b>	25.356	33.127	26.581	27.112	206.5	12	<b>1'52.684</b>	25.490	33.370	26.545	27.279	203.0
13	<b>1'52.089</b>	25.469	33.281	<b>26.173</b>	27.166	202.6	14	<b>1'52.726</b>	25.687	33.401	26.505	27.133	202.2

**Fastest Lap:** Farish HAFIY Idemitsu ATC - MALA MAL **1'47.782** 24.877 31.741 24.940 26.224

DORNA DATA PROCESSING TIMING SERVICE DORNA DATA PROCESSING TIMING SERVICE DORNA DATA PROCESSING TIMING SERVICE DORNA DATA PROCESSING TIMING SERVICE DORNA DATA PROCESSING TIMING SERVICE DORNA DATA PROCESSING TIMING SERVICE DORNA DATA PROCESSING TIMING SERVICE DORNA DATA PROCESSING TIMING SERVICE DORNA DATA PROCESSING TIMING SERVICE DORNA DATA PROCCESSS



4554 m.

**PT GRAND PRIX OF THAILAND**

**Free Practice Nr. 1**

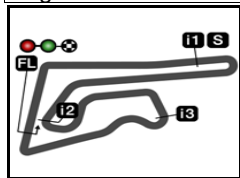
**Best Partial Times**

*IT* Ideal Lap Time, sum of the best partial times

*BT* Best Lap Time


T1		T2		T3		T4				IT	BT	
Pos	Rider	Time	Rider	Time	Rider	Time	Rider	Time	Pos	Rider	IT	BT
1	K.RAMADHIPA	24.793	F.HAFIY	31.741	K.SINGHAPONG	24.653	Z.MITANI	26.070	1	F.HAFIY	1'47.782	1'47.782 (1)
2	F.HAFIY	24.877	Z.MITANI	31.754	R.OGIWARA	24.752	F.HAFIY	26.224	2	Z.MITANI	1'47.897	1'48.226 (4)
3	S.IKEGAMI	25.049	R.OGIWARA	31.802	Z.MITANI	24.806	R.OGIWARA	26.265	3	K.RAMADHIPA	1'47.926	1'48.040 (2)
4	P.CHITWIRULCH	25.058	K.RAMADHIPA	31.817	R.TAKAHIRA	24.861	K.SINGHAPONG	26.273	4	K.SINGHAPON	1'47.950	1'48.158 (3)
5	K.SINGHAPONG	25.087	R.TAKAHIRA	31.870	R.TAKEMOTO	24.880	L.RUSSO	26.285	5	R.OGIWARA	1'48.033	1'48.232 (5)
6	A.SCHMIDT	25.093	A.SCHMIDT	31.878	K.RAMADHIPA	24.891	A.DAQUIGAN	26.289	6	A.DAQUIGAN	1'48.385	1'48.852 (7)
7	F.NAQIB	25.095	S.IKEGAMI	31.922	A.DAQUIGAN	24.898	P.CHITWIRULCH	26.338	7	R.TAKAHIRA	1'48.416	1'48.641 (6)
8	L.RUSSO	25.101	K.SINGHAPONG	31.937	F.HAFIY	24.940	K.RAMADHIPA	26.425	8	P.CHITWIRULC	1'48.633	1'48.959 (8)
9	R.HENRY	25.102	P.CHITWIRULCH	31.944	N.BUNPRAWET	24.972	R.TAKAHIRA	26.451	9	N.BUNPRAWET	1'48.644	1'49.210 (9)
10	T.PRATUMTONG	25.139	N.BUNPRAWET	32.017	T.PRATUMTONG	24.974	S.IKEGAMI	26.455	10	S.IKEGAMI	1'48.702	1'49.344 (11)
11	N.BUNPRAWET	25.139	A.DAQUIGAN	32.054	K.TANACHOT	24.978	T.PRATUMTONG	26.462	11	R.TAKEMOTO	1'48.866	1'49.247 (10)
12	A.DAQUIGAN	25.144	R.TAKEMOTO	32.212	S.IKEGAMI	25.276	N.BUNPRAWET	26.516	12	T.PRATUMTON	1'48.927	1'49.542 (14)
13	R.TAKEMOTO	25.148	K.TANACHOT	32.238	S.CHAVAN	25.277	S.CHAVAN	26.577	13	K.TANACHOT	1'48.981	1'49.426 (13)
14	K.TANACHOT	25.157	L.RUSSO	32.351	P.CHITWIRULCH	25.293	R.HENRY	26.587	14	L.RUSSO	1'49.111	1'49.414 (12)
15	R.OGIWARA	25.214	T.PRATUMTONG	32.352	L.RUSSO	25.374	K.TANACHOT	26.608	15	A.SCHMIDT	1'49.362	1'49.788 (15)
16	A.ZAQUAN	25.220	R.HENRY	32.357	C.VISHWANATH	25.380	R.TAKEMOTO	26.626	16	R.HENRY	1'49.618	1'49.892 (16)
17	TAKAHIRA	25.234	R.DAVE	32.425	R.DAVE	25.439	A.SCHMIDT	26.721	17	S.CHAVAN	1'49.742	1'50.083 (17)
18	Z.MITANI	25.267	S.CHAVAN	32.487	A.ZAQUAN	25.508	A.ZAQUAN	26.793	18	R.DAVE	1'49.969	1'50.366 (19)
19	R.DAVE	25.293	C.VISHWANATH	32.508	R.HENRY	25.572	R.DAVE	26.812	19	A.ZAQUAN	1'50.063	1'50.363 (18)
20	C.VISHWANATH	25.380	A.ZAQUAN	32.542	A.SCHMIDT	25.670	F.NAQIB	27.046	20	C.VISHWANATH	1'50.465	1'51.362 (20)
21	S.CHAVAN	25.401	F.NAQIB	32.585	F.NAQIB	26.173	C.VISHWANATH	27.197	21	F.NAQIB	1'50.899	1'51.450 (21)





4554 m.

**PT GRAND PRIX OF THAILAND**  
**Free Practice Nr. 1**  
**Fastest Laps Sequence**

<i>Practice Time</i>	 <i>Rider</i>	<i>Nation</i>	<i>Motorcycle</i>	<i>Time</i>	<i>Km/h</i>	<i>Rider's Lap</i>
3'59.699	2 Zen MITANI	JPN	HONDA	<b>1'48.971</b>	150.4	2
7'43.909	16 Ryota OGIWARA	JPN	HONDA	<b>1'48.939</b>	150.4	4
11'14.773	2 Zen MITANI	JPN	HONDA	<b>1'48.647</b>	150.8	6
14'36.732	16 Ryota OGIWARA	JPN	HONDA	<b>1'48.544</b>	151.0	7
16'41.631	2 Zen MITANI	JPN	HONDA	<b>1'48.487</b>	151.1	9
20'02.480	16 Ryota OGIWARA	JPN	HONDA	<b>1'48.484</b>	151.1	10
20'19.905	2 Zen MITANI	JPN	HONDA	<b>1'48.226</b>	151.4	11
26'07.378	20 Kiattisak SINGHAPONG	THA	HONDA	<b>1'48.158</b>	151.5	14
26'10.207	19 Farish HAFIY	MAL	HONDA	<b>1'47.782</b>	152.1	14